


# M-710iC/20L (Long arm)



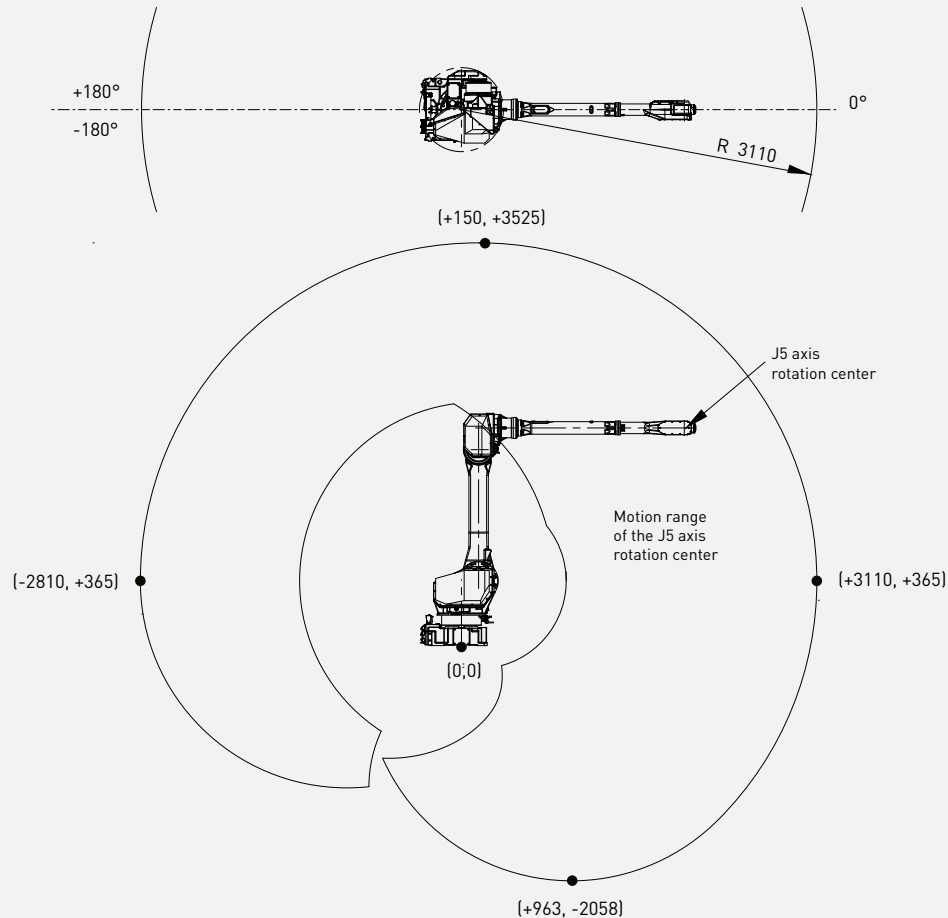
Max. load capacity  
at wrist: **20 kg**



Max. Reach:  
**3110 mm**

Controlled axes	Repeatability (mm)	Mechanical weight (kg)	Motion range (°)						Maximum speed (°/s)						J4 Moment/ Inertia (Nm/kgm <sup>2</sup> )	J5 Moment/ Inertia (Nm/kgm <sup>2</sup> )	J6 Moment/ Inertia (Nm/kgm <sup>2</sup> )
			J1	J2	J3	J4	J5	J6	J1	J2	J3	J4	J5	J6			
6	± 0.15	540	360	225	432	400	280	900	175	175	180	350	360	600	39.2/0.88	39.2/0.88	19.6/0.25

## Working Range



### Robot

	M-710iC/20L
Robot footprint [mm]	535 x 550
Mounting position Floor	●
Mounting position Upside down	●
Mounting position Angle	●



### Controller

	30iB
Open air cabinet	-
Mate cabinet	○
A-cabinet	●
B-cabinet	○
iPendant Touch	●

### Electrical connections

Voltage 50/60Hz 3phase [V]	380-575
Voltage 50/60Hz 1phase [V]	-
Average power consumption [kW]	2.5

### Integrated services

Integrated signals on upper arm In/Out	8/8
Integrated air supply	1

### Environment

Acoustic noise level [dB]	71.3
Ambient temperature [° C]	0-45

### Protection

Body standard/optional	IP54/IP67
Wrist & J3 arm standard/optional	IP67

● standard ○ on request - not available ( ) with hardware and/or software option

# M-710iC/50S (Short arm)

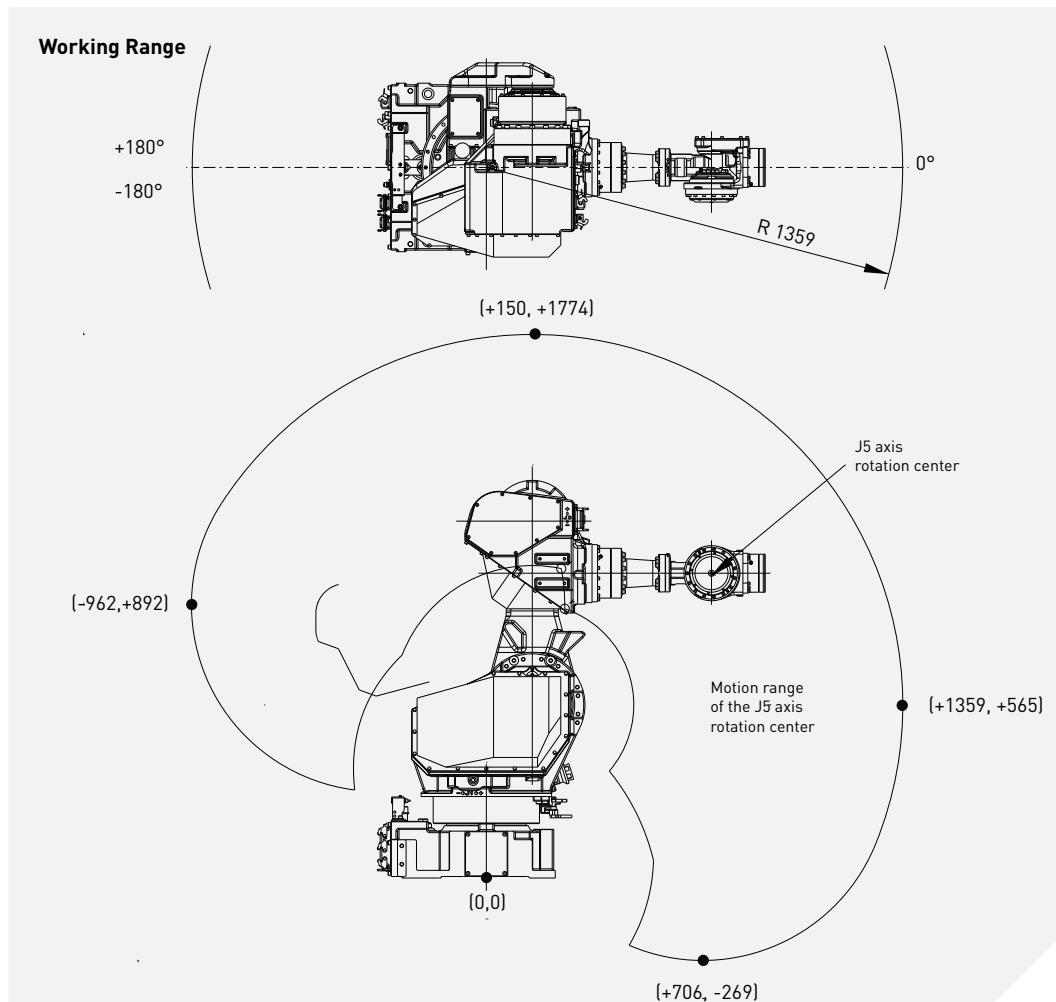


Max. load capacity  
at wrist: **50 kg**



Max. Reach:  
**1359 mm**

Controlled axes	Repeatability (mm)	Mechanical weight (kg)	Motion range (°)						Maximum speed (°/s)						J4 Moment/ Inertia (Nm/kgm <sup>2</sup> )	J5 Moment/ Inertia (Nm/kgm <sup>2</sup> )	J6 Moment/ Inertia (Nm/kgm <sup>2</sup> )
			J1	J2	J3	J4	J5	J6	J1	J2	J3	J4	J5	J6			
6	± 0.07	545	360	169	376	720	250	720	175	175	175	250	250	355	206/28	206/28	127/11



## Robot

	M-710iC/50S
Robot footprint [mm]	535 x 550
Mounting position Floor	●
Mounting position Upside down	●
Mounting position Angle	●



## Controller

	30iB
Open air cabinet	-
Mate cabinet	○
A-cabinet	●
B-cabinet	○
iPendant Touch	●

## Electrical connections

Voltage 50/60Hz 3phase [V]	380-575
Voltage 50/60Hz 1phase [V]	-
Average power consumption [kW]	2.5

## Integrated services

Integrated signals on upper arm In/Out	8/8
Integrated air supply	1

## Environment

Acoustic noise level [dB]	71.3
Ambient temperature [° C]	0-45

## Protection

Body standard/optional	IP54/IP67
Wrist & J3 arm standard/optional	IP67

● standard ○ on request - not available ( ) with hardware and/or software option

# M-710iC/50E (Offset wrist)



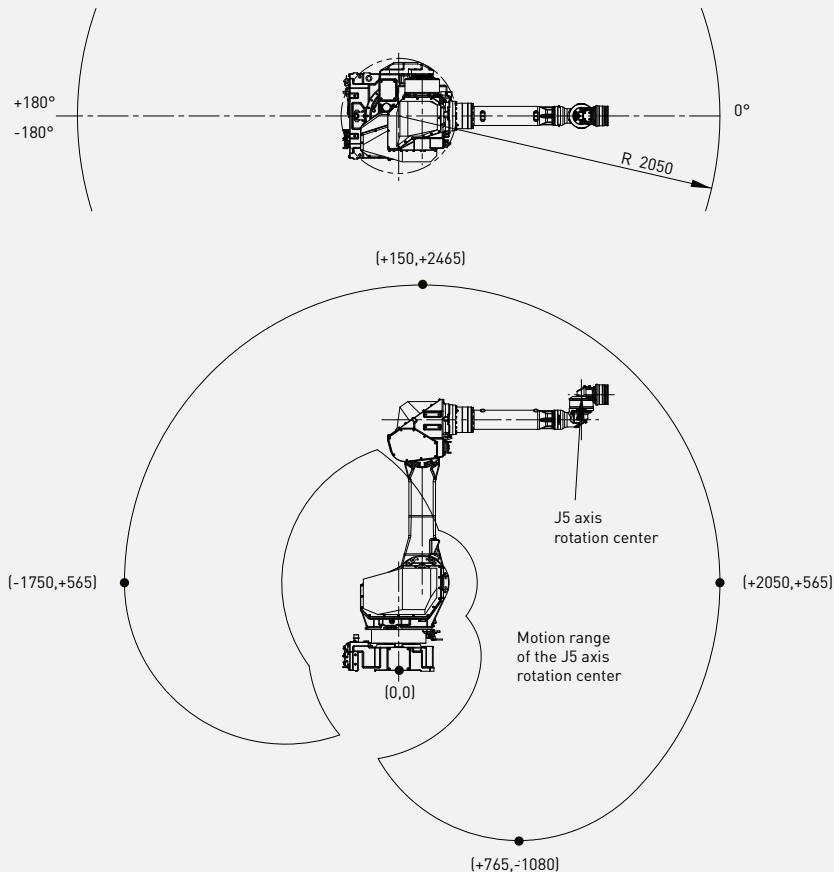
Max. load capacity  
at wrist: **50 kg**



Max. Reach:  
**2050 mm**

Controlled axes	Repeatability (mm)	Mechanical weight (kg)	Motion range (°)						Maximum speed (°/s)						J4 Moment/ Inertia (Nm/kgm <sup>2</sup> )	J5 Moment/ Inertia (Nm/kgm <sup>2</sup> )	J6 Moment/ Inertia (Nm/kgm <sup>2</sup> )
			J1	J2	J3	J4	J5	J6	J1	J2	J3	J4	J5	J6			
6	± 0.07	560	360	225	440	720	380	720	175	175	175	250	240	340	206/28	176/10.8	98/3.3

## Working Range



### Robot

	M-710iC/50E
Robot footprint [mm]	535 x 550
Mounting position Floor	●
Mounting position Upside down	●
Mounting position Angle	●



### Controller

	30iB
Open air cabinet	-
Mate cabinet	○
A-cabinet	●
B-cabinet	○
iPendant Touch	●

### Electrical connections

Voltage 50/60Hz 3phase [V]	380-575
Voltage 50/60Hz 1phase [V]	-
Average power consumption [kW]	2.5

### Integrated services

Integrated signals on upper arm In/Out	8/8
Integrated air supply	1

### Environment

Acoustic noise level [dB]	71.3
Ambient temperature [° C]	0-45

### Protection


Body standard/optional	IP54/IP67
Wrist & J3 arm standard/optional	IP67

● standard ○ on request - not available ( ) with hardware and/or software option

# M-710iC/70



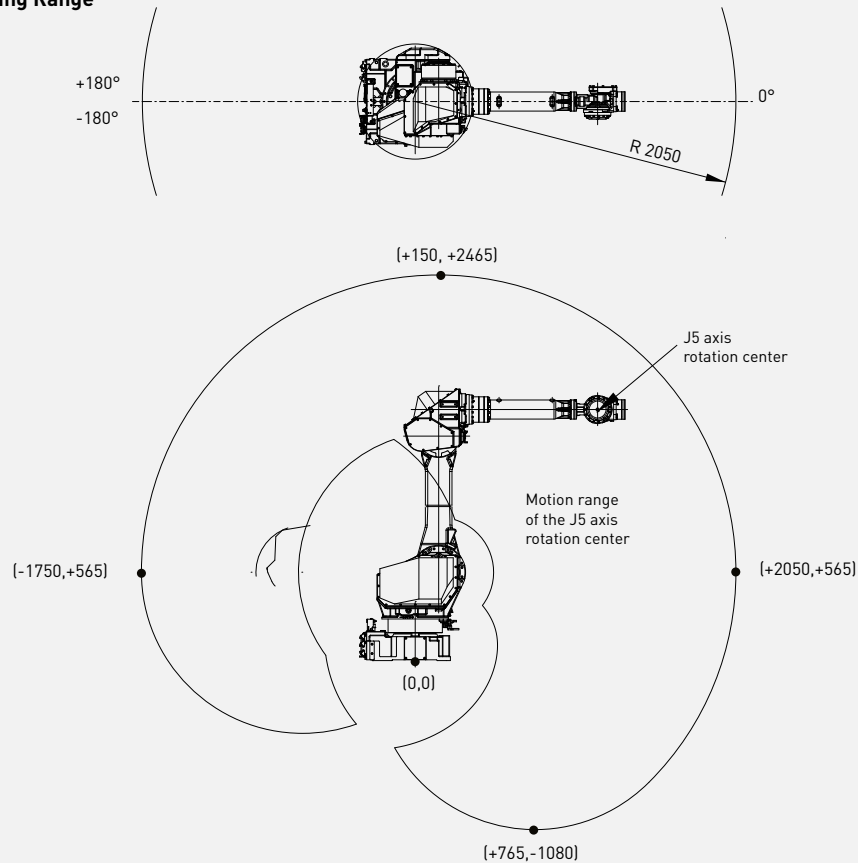
Max. load capacity  
at wrist: **70 kg**



Max. Reach:  
**2050 mm**

Controlled axes	Repeatability (mm)	Mechanical weight (kg)	Motion range (°)						Maximum speed (°/s)						J4 Moment/ Inertia (Nm/kgm <sup>2</sup> )	J5 Moment/ Inertia (Nm/kgm <sup>2</sup> )	J6 Moment/ Inertia (Nm/kgm <sup>2</sup> )
			J1	J2	J3	J4	J5	J6	J1	J2	J3	J4	J5	J6			
6	± 0.07	560	360	225	440	720	250	720	160	120	120	225	225	225	294/28	294/28	147/11

## Working Range



### Robot

	M-710iC/70
Robot footprint [mm]	535 x 550
Mounting position Floor	●
Mounting position Upside down	●
Mounting position Angle	●



### Controller

	30iB
Open air cabinet	-
Mate cabinet	○
A-cabinet	●
B-cabinet	○
iPendant Touch	●

### Electrical connections

Voltage 50/60Hz 3phase [V]	380-575
Voltage 50/60Hz 1phase [V]	-
Average power consumption [kW]	2.5

### Integrated services

Integrated signals on upper arm In/Out	8/8
Integrated air supply	1

### Environment

Acoustic noise level [dB]	71.3
Ambient temperature [° C]	0-45

### Protection

Body standard/optional	IP54/IP67
Wrist & J3 arm standard/optional	IP67

● standard ○ on request - not available ( ) with hardware and/or software option